



PLASTIC COMPONENTS, INC.
 9051 NW 97th Terrace
 Miami, FL 33179
 (305) 885-0561 – Office
 www.plasticcomponents.com

ULTRA-LATH® PLUS HDPE LATH

CSI Section:

09 22 36 Lath

1.0 SCOPE OF LISTING

1.1 Compliance with the following Standards:

- Testing Application Standard (TAS) 201-94 Impact Test Procedures (2017 Florida Building Code Test Protocol - HVHZ)
- Testing Application Standard (TAS) 202-94 Criteria for Testing Impact and Nonimpact Resistant Building Envelope Components Using Static Air Pressure (2017 Florida Building Code Test Protocol - HVHZ)
- Testing Application Standard (TAS) 203-94 Criteria for Testing Products Subject to Cyclic Wind Pressure Loading (2017 Florida Building Code Test Protocol - HVHZ)

1.2 Properties assessed:

- Impact Resistance, Static Air Pressure, Cyclic Wind Pressure

2.0 FINDINGS

2.1 Product Information: Ultra-Lath® Plus HDPE Lath is a high-density polyethylene diamond patterned mesh with integral ¼ inch (6.4 mm) thick fastening strips and is used as an alternative to metal lath. The Ultra-Lath Plus material weighs 3.2 oz. per sq. yd. (108 g/m²) and is available in 27-inch wide x 96-inch (696 mm x 2438 mm) long sheets, 27-inch (686 mm) wide by up to 100 feet (30 480 mm) long rolls, and in 3-inch, 4-inch, 6-inch and 8-inch (76 mm, 102 mm, 152 mm and 203 mm) wide strips.

2.2 Impact, Design Pressure, and Cyclic/Fatigue Loading:

Ultra-Lath® Plus when installed in accordance Section 4 of this report has the following performance as described in this report. The assembly tested for impact in accordance with TAS 201 passed using the large missile at a velocity of 50 ft/s (15.2 m/s). The uniform static design pressure as defined in TAS 202 is 90 psf (4.309 kPa). The cyclic/fatigue loading sequence design loading is 90 psf (4.309 kPa) as defined in Section 4.1 of TAS 203.

3.0 LIMITATIONS

Ultra-Lath® Plus as described in this report is recognized as conforming to TAS 201, 202 and 203 with the following limitations:

3.1 Ultra-Lath® Plus product shall be manufactured, identified, and installed in accordance with this report and the applicable code. In the event of a conflict this report governs.

3.2 Ultra-Lath® Plus used in the assembly as described in Section 4.2 of this report is applicable for use where large missile impact testing at 50 ft/s (15.2 m/s) is required.

3.4 Ultra-Lath® Plus as referenced in this report is to be labeled with reference to IAPMO UES ER-284.

3.5 Ultra-Lath® Plus recognized in this report is produced by Plastic Components, Inc. in Miami, Florida.

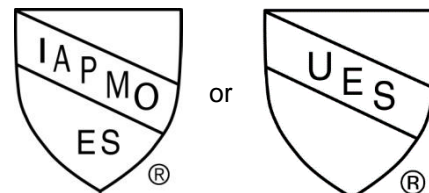
4.0 Installation

4.1 General: The manufacturer’s published installation instructions and this listing shall be strictly adhered to. A copy of the instructions and this listing report shall be available at all times on the jobsite during installation.

4.2 Assembly: Figure 1 of this report provides a complete description of the assembly tested to the standards as defined in Section 1.1 of this report. Additional 2x4 horizontal bracing was installed and not shown for clarity. Horizontal bracing on the outer bays is installed at 28½ inch (724 mm) from the bottom of the assembly and 21½ inch (546 mm) from the top of the assembly. Bracing in the interior bay is installed at 11½ inches (292 mm) from the bottom and 11 inches (279 mm) from the top.

5.0 IDENTIFICATION

Ultra-Lath® Plus is identified by a label affixed on product packaging. The label shall include the company name (Plastic Components, Inc), product name, listing report number (UEL-5046), name of the inspection agency (Quality Control Consultants) and one of the following IAPMO Uniform Evaluation Service Mark of Conformity. Either Mark of Conformity may be used as shown below:



IAPMO UES UEL-5046

The product described in this Uniform Evaluation Service (UES) Report has been evaluated as an alternative material, design or method of construction in order to satisfy and comply with the intent of the provision of the code, as noted in this report, and for at least equivalence to that prescribed in the code in quality, strength, effectiveness, fire resistance, durability and safety, as applicable, in accordance with IBC Section 104.11. This document shall only be reproduced in its entirety.





6.0 SUBSTANTIATING DATA

Test data from an ISO 17025 accredited laboratory in Accordance with TAS 201, TAS 202 and TAS 203.

7.0 STATEMENT OF RECOGNITION

This listing report describes the results of research carried out by IAPMO Uniform Evaluation Service on Plastic Components, Inc's Ultra-Lath® Plus to assess conformance to the standards shown in Section 1.0 of this report and serves as documentation of the product certification. Products are manufactured at the location noted in Section 3.5 of this report under a quality control program with periodic inspection under the supervision of IAPMO UES.

Brian Gerber, P.E., S.E.
Vice President, Technical Operations
Uniform Evaluation Service

Richard Beck, PE, CBO, MCP
Vice President, Uniform Evaluation Service

GP Russ Chaney
CEO, The IAPMO Group

For additional information about this evaluation report please visit www.uniform-es.org or email us at info@uniform-es.org



LISTING REPORT

Number:

UEL- 5046

Originally Issued: 08/14/2020

Valid Through: 08/31/2021

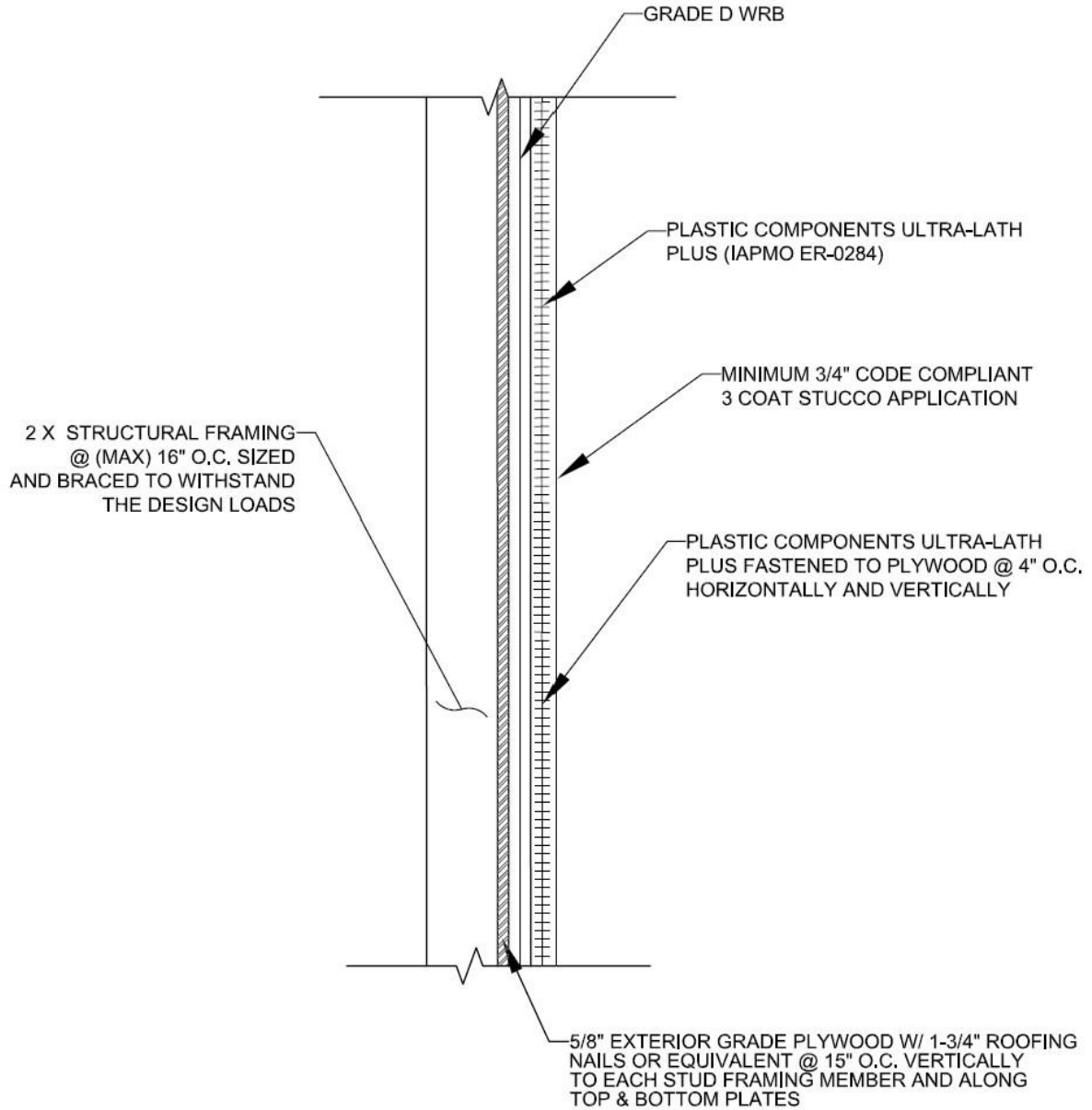


Figure 1- Assembly



LISTING REPORT

Number:

UEL- 5046

Originally Issued: 08/14/2020

Valid Through: 08/31/2021

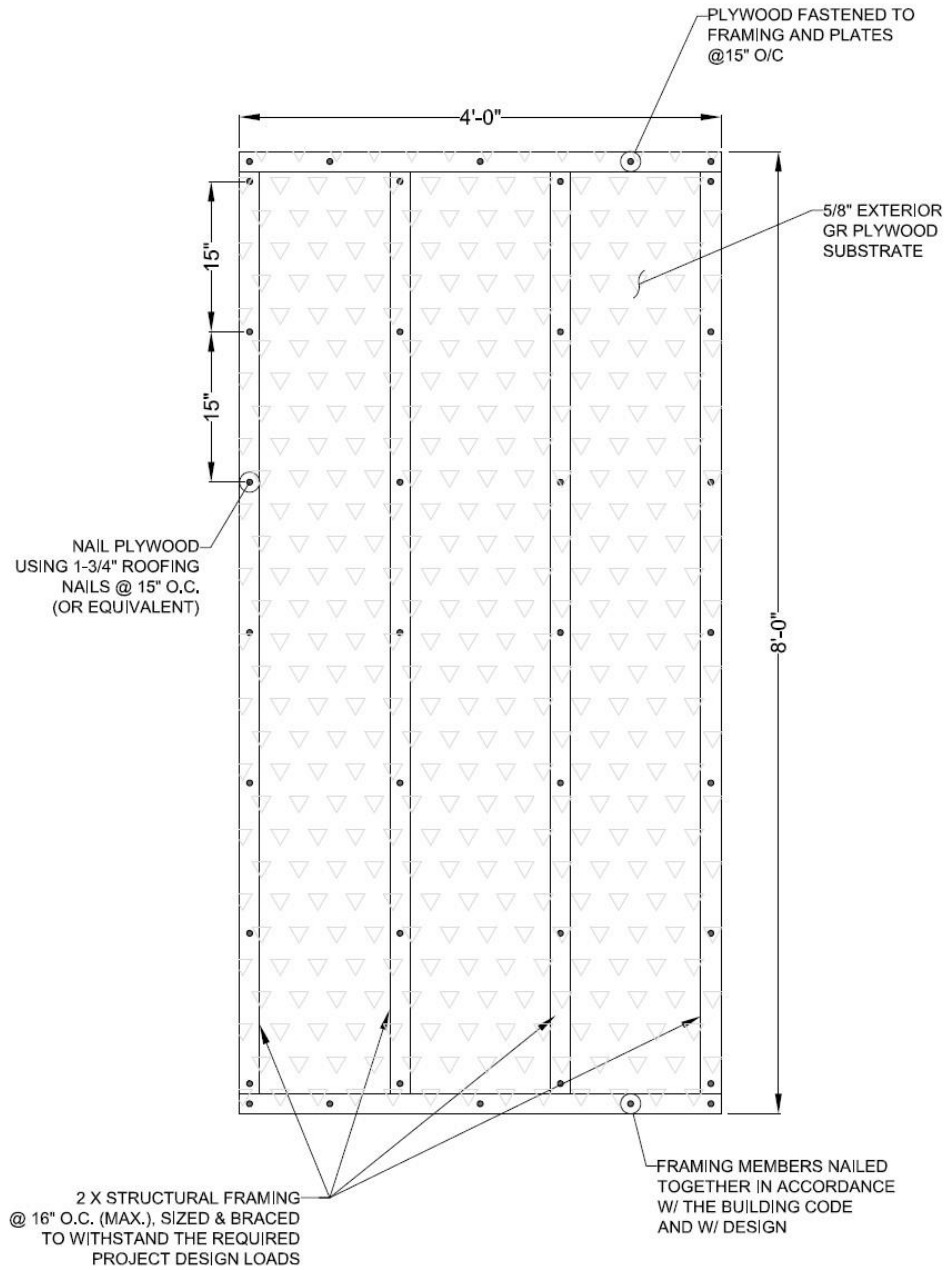


Figure 1 Continued- Assembly



LISTING REPORT

Number:

UEL- 5046

Originally Issued: 08/14/2020

Valid Through: 08/31/2021




Figure 1 Continued- Assembly